

# HORTON BRASSES, INC.

MAKERS OF FINE HARDWARE

~ SINCE 1936 ~

Digital Catalog 2019



Hepplewhite

## H-3 - Sunburst Hepplewhite Pull

Delicate embossed oval pulls, stamped and finished one at a time. If you have existing holes, carefully measure from the middle of one hole to the middle of the other. Then choose a pull with the same boring as yours.

Hepplewhite pulls are available with your choice of a traditional post that fastens with a nut, measuring about  $1\frac{1}{4}$ " or with a machine screw fitting post, that fastens internally with a machine screw. If choosing MSF post, please tell us the thickness of the wood so we can supply you with the proper length screws.

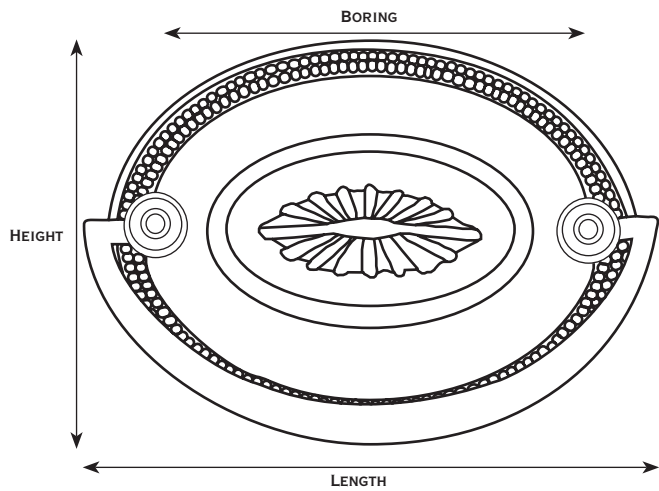
### Dimensions

	length	height	projection	boring
H-3	$2\frac{1}{2}$ "	2"	$\frac{3}{8}$ "	$1\frac{7}{8}$ "



Available  
Finishes





### Dimensions

	length	height	projection	boing
H-3	3"	2 <sup>1</sup> / <sub>4</sub> "	3 <sup>3</sup> / <sub>8</sub> "	2 <sup>1</sup> / <sub>2</sub> "

*Hardware shown in the Semi Bright finish.  
See the rest of the finishes online at  
[www.horton-brasses.com/bepplerwhite.asp](http://www.horton-brasses.com/bepplerwhite.asp)*



Available Finishes

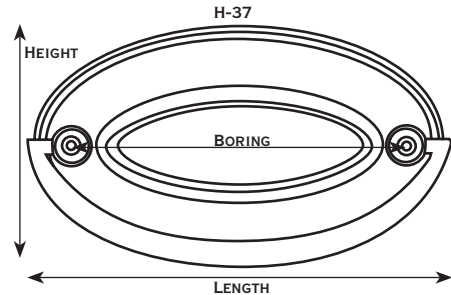
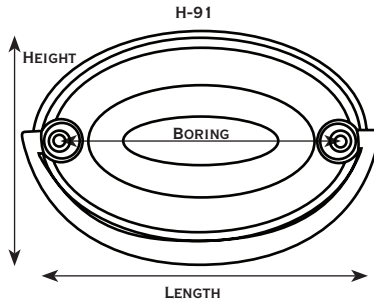
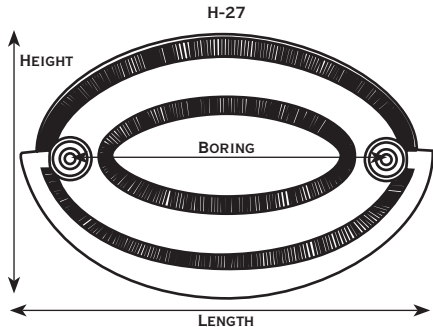
 A	 SB	 B	 SN
 DA	 LA	 PN	

# Simple Oval Hepplewhite Pulls

Delicate embossed oval pulls, stamped and finished one at a time. If you have existing holes, carefully measure from the middle of one hole to the middle of the other. Then choose a pull with the same boring as yours.

Hepplewhite pulls are available with your choice of a traditional post that fastens with a nut, measuring about  $1\frac{1}{4}$ " or with a machine screw fitting post, that fastens internally with a machine screw. If choosing MSF post, please tell us the thickness of the wood so we can supply you with the proper length screws.

*See the rest of the finishes online at [www.horton-brasses.com/hepplewhite.asp](http://www.horton-brasses.com/hepplewhite.asp)*



## Dimensions

	length	height	projection	boring
H-27	$3\frac{5}{16}$ "	$2\frac{1}{16}$ "	$\frac{3}{8}$ "	$2\frac{3}{4}$ "
H-37	$3\frac{3}{4}$ "	$2\frac{3}{16}$ "	$\frac{3}{8}$ "	3"
H-91	$2\frac{7}{8}$ "	$1\frac{7}{8}$ "	$\frac{3}{8}$ "	$2\frac{1}{4}$ "

Available  
Finishes





*H-37 Antique*



*H-91 Dark Antique*

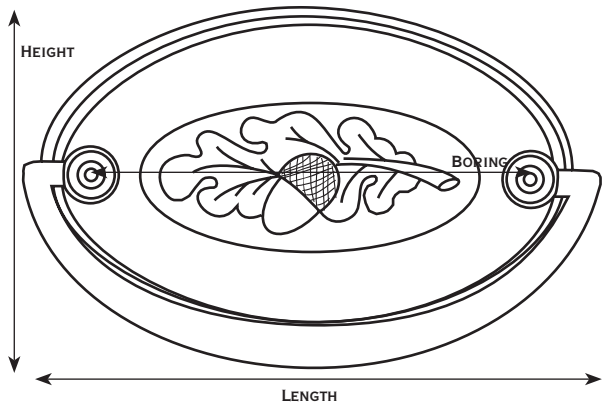


*H-27 Light Antique*

*Drawer pulls come with the option  
of either post and nut fittings or  
machine screw fittings.*

*Post and Nut  
Fitting*

*Machine Screw  
Fitting*



## H-6 Acorn & Oak Leaf Hepplewhite

Delicate embossed oval pulls, stamped and finished one at a time. If you have existing holes, carefully measure from the middle of one hole to the middle of the other. Then choose a pull with the same boring as yours.

Hepplewhite pulls are available with your choice of a traditional post that fastens with a nut, measuring about  $1\frac{1}{4}$ " or with a machine screw fitting post, that fastens internally with a machine screw. If choosing MSF post, please tell us the thickness of the wood so we can supply you with the proper length screws.

### Dimensions

	length	height	projection	boring
H-6	$3\frac{5}{16}$ "	$2\frac{1}{16}$ "	$\frac{3}{8}$ "	$2\frac{3}{4}$ "

Available Finishes	A	SB	B	SN
	DA	LA	PN	

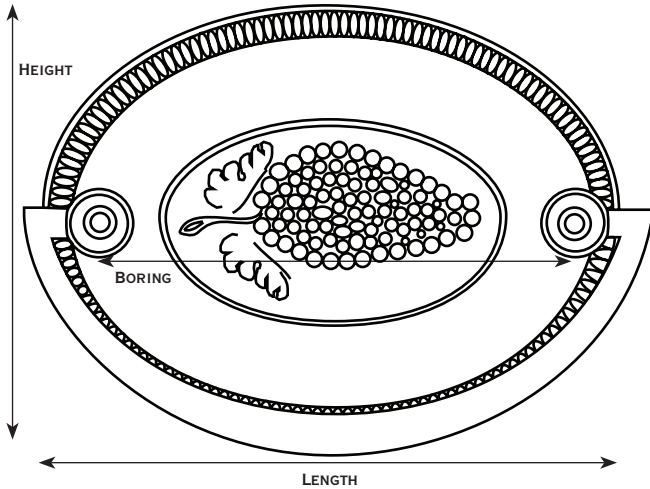
See the rest of the finishes online at  
[www.horton-brasses.com/hepplewhite.asp](http://www.horton-brasses.com/hepplewhite.asp)

## H-1 Grape Cluster Hepplewhite

Delicate embossed oval pulls, stamped and finished one at a time. If you have existing holes, carefully measure from the middle of one hole to the middle of the other. Then choose a pull with the same boring as yours.

Hepplewhite pulls are available with your choice of a traditional post that fastens with a nut, measuring about  $1\frac{1}{4}$ " or with a machine screw fitting post, that fastens internally with a machine screw. If choosing MSF post, please tell us the thickness of the wood so we can supply you with the proper length screws.

*Hardware shown in the Antique finish.  
See the rest of the finishes online at  
[www.horton-brasses.com/hepplewhite.asp](http://www.horton-brasses.com/hepplewhite.asp)*



### Dimensions

	length	height	projection	boring
H-1	3"	$2\frac{1}{4}$ "	$\frac{3}{8}$ "	$2\frac{1}{2}$ "

Available  
Finishes





## H-2 Eagle Hepplewhite



*Hardware shown in the Antique finish.  
See the rest of the finishes online at  
[www.horton-brasses.com/hepplewhite.asp](http://www.horton-brasses.com/hepplewhite.asp)*

### Dimensions

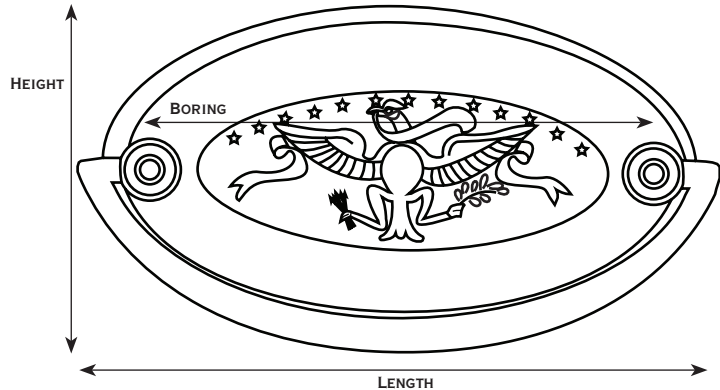
	length	height	projection	boring
H-2	3 <sup>5</sup> / <sub>8</sub> "	2"	3 <sup>3</sup> / <sub>8</sub> "	3"

Available  
Finishes



Delicate embossed oval pulls, stamped and finished one at a time. If you have existing holes, carefully measure from the middle of one hole to the middle of the other. Then choose a pull with the same boring as yours.

Hepplewhite pulls are available with your choice of a traditional post that fastens with a nut, measuring about 1<sup>1</sup>/<sub>4</sub>" or with a machine screw fitting post, that fastens internally with a machine screw. If choosing MSF post, please tell us the thickness of the wood so we can supply you with the proper length screws.



## H-4 - Wheat and Fruit Hepplewhite

Delicate embossed oval pulls, stamped and finished one at a time. If you have existing holes, carefully measure from the middle of one hole to the middle of the other. Then choose a pull with the same boring as yours.

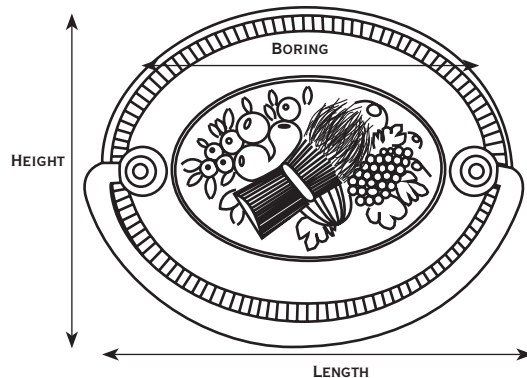
Hepplewhite pulls are available with your choice of a traditional post that fastens with a nut, measuring about  $1\frac{1}{4}$ " or with a machine screw fitting post, that fastens internally with a machine screw. If choosing MSF post, please tell us the thickness of the wood so we can supply you with the proper length screws.

*Hardware shown in the Light Antique finish.  
See the rest of the finishes online at  
[www.horton-brasses.com/hepplewhite.asp](http://www.horton-brasses.com/hepplewhite.asp)*

### Dimensions

	length	height	projection	boring
H-4	$2\frac{1}{2}$ "	$1\frac{15}{16}$ "	$\frac{3}{8}$ "	2"

Available  
Finishes



## H-5 Flying Eagle Hepplewhite

Delicate embossed oval pulls, stamped and finished one at a time. If you have existing holes, carefully measure from the middle of one hole to the middle of the other. Then choose a pull with the same boring as yours.

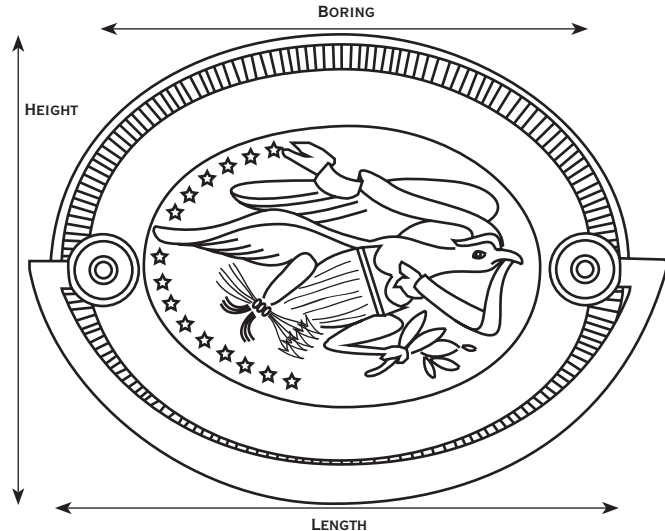
Hepplewhite pulls are available with your choice of a traditional post that fastens with a nut, measuring about  $1\frac{1}{4}$ " or with a machine screw fitting post, that fastens internally with a machine screw. If choosing MSF post, please tell us the thickness of the wood so we can supply you with the proper length screws.

*Hardware shown in the Antique finish.  
See the rest of the finishes online at  
[www.borton-brasses.com/hepplewhite.asp](http://www.borton-brasses.com/hepplewhite.asp)*

### Dimensions

	length	height	projection	boring
H-5	3"	$2\frac{3}{8}$ "	$\frac{3}{8}$ "	$2\frac{1}{2}$ "

Available  
Finishes



Available  
Finishes



*Hardware shown in the Antique finish.  
See the rest of the finishes online at  
[www.horton-brasses.com/hepplewhite.asp](http://www.horton-brasses.com/hepplewhite.asp)*



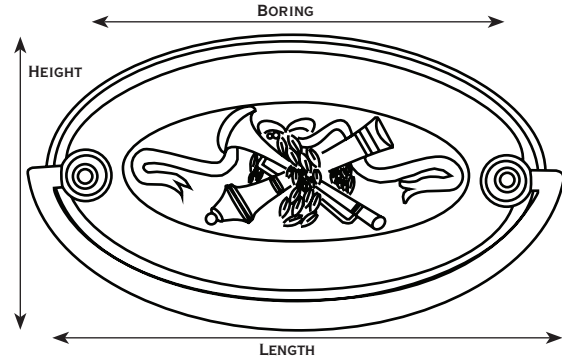
## Dimensions

	length	height	projection	boring
H-7	3 <sup>5</sup> / <sub>8</sub> "	2"	3/ <sub>8</sub> "	3"

## H-7 Crossed Cannons Hepplewhite

Delicate embossed oval pulls, stamped and finished one at a time. If you have existing holes, carefully measure from the middle of one hole to the middle of the other. Then choose a pull with the same boring as yours.

Hepplewhite pulls are available with your choice of a traditional post that fastens with a nut, measuring about 1<sup>1</sup>/<sub>4</sub>" or with a machine screw fitting post, that fastens internally with a machine screw. If choosing MSF post, please tell us the thickness of the wood so we can supply you with the proper length screws.

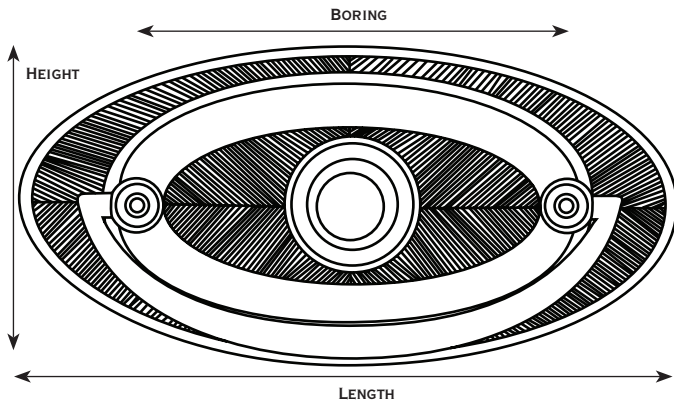


## H-9 Large Hepplewhite

Delicate embossed oval pulls, stamped and finished one at a time. If you have existing holes, carefully measure from the middle of one hole to the middle of the other. Then choose a pull with the same boring as yours.

Hepplewhite pulls are available with your choice of a traditional post that fastens with a nut, measuring about  $1\frac{1}{4}$ " or with a machine screw fitting post, that fastens internally with a machine screw. If choosing MSF post, please tell us the thickness of the wood so we can supply you with the proper length screws.

*Hardware shown in the Light Antique finish.*  
See the rest of the finishes online at  
[www.horton-brasses.com/hepplewhite.asp](http://www.horton-brasses.com/hepplewhite.asp)



### Dimensions

	length	height	projection	boring
H-9	$4\frac{5}{8}$ "	$2\frac{1}{4}$ "	$\frac{3}{8}$ "	3"

Available  
Finishes



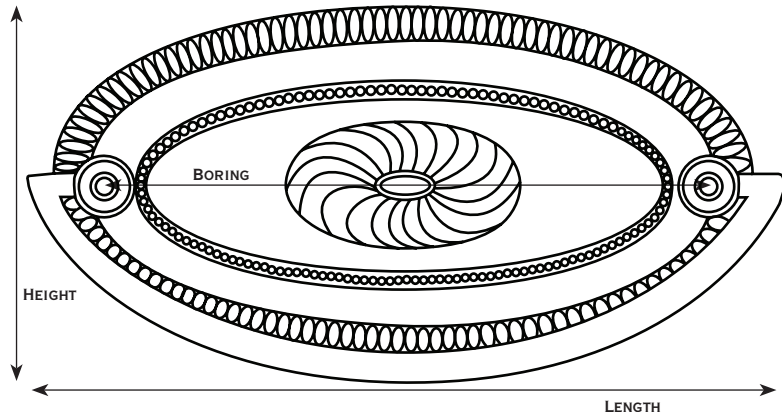
Hardware shown in the Dark Antique finish.  
 See the rest of the finishes online at  
[www.horton-brasses.com/hepplewhite.asp](http://www.horton-brasses.com/hepplewhite.asp)

Available  
 Finishes



## Dimensions

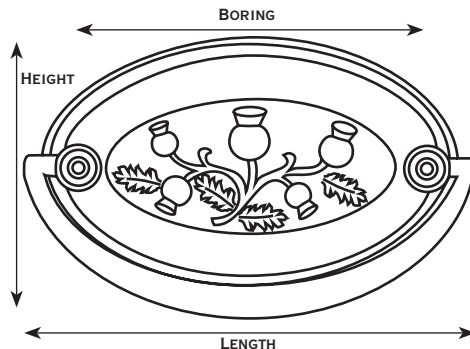
	length	height	projection	boring
H-11	4 <sup>1</sup> / <sub>4</sub> "	2 <sup>1</sup> / <sub>8</sub> "	3 <sup>3</sup> / <sub>8</sub> "	3 <sup>5</sup> / <sub>8</sub> "



## H-11 Large Hepplewhite

Delicate embossed oval pulls, stamped and finished one at a time. If you have existing holes, carefully measure from the middle of one hole to the middle of the other. Then choose a pull with the same boring as yours.

Hepplewhite pulls are available with your choice of a traditional post that fastens with a nut, measuring about 1<sup>1</sup>/<sub>4</sub>" or with a machine screw fitting post, that fastens internally with a machine screw. If choosing MSF post, please tell us the thickness of the wood so we can supply you with the proper length screws.



*Hardware shown in the Bright finish.  
See the rest of the finishes online at  
[www.horton-brasses.com/hepplewhite.asp](http://www.horton-brasses.com/hepplewhite.asp)*

Available  
Finishes



## Dimensions

	length	height	projection	boring
H-29	$3\frac{5}{16}$ "	$2\frac{1}{16}$ "	$\frac{3}{8}$ "	$2\frac{3}{4}$ "

## H-29 Thistle Hepplewhite

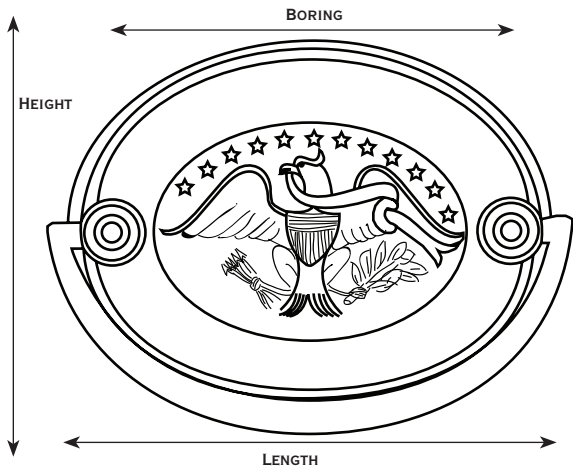
Delicate embossed oval pulls, stamped and finished one at a time. If you have existing holes, carefully measure from the middle of one hole to the middle of the other. Then choose a pull with the same boring as yours.

Hepplewhite pulls are available with your choice of a traditional post that fastens with a nut, measuring about  $1\frac{1}{4}$ " or with a machine screw fitting post, that fastens internally with a machine screw. If choosing MSF post, please tell us the thickness of the wood so we can supply you with the proper length screws.

## H-82 Eagle with Shield Hepplewhite

Delicate embossed oval pulls, stamped and finished one at a time. If you have existing holes, carefully measure from the middle of one hole to the middle of the other. Then choose a pull with the same boring as yours.

Hepplewhite pulls are available with your choice of a traditional post that fastens with a nut, measuring about  $1\frac{1}{4}$ " or with a machine screw fitting post, that fastens internally with a machine screw. If choosing MSF post, please tell us the thickness of the wood so we can supply you with the proper length screws.



*Hardware shown in the Light Antique finish.  
See the rest of the finishes online at  
[www.horton-brasses.com/hepplewhite.asp](http://www.horton-brasses.com/hepplewhite.asp)*

Available  
Finishes



### Dimensions

H-82	length	height	projection	boring
	$2\frac{3}{4}$ "	$2\frac{1}{2}$ "	$\frac{3}{8}$ "	$2\frac{1}{4}$ "



**HORTON  
BRASSES, INC.**



